



SPORT SECTOR

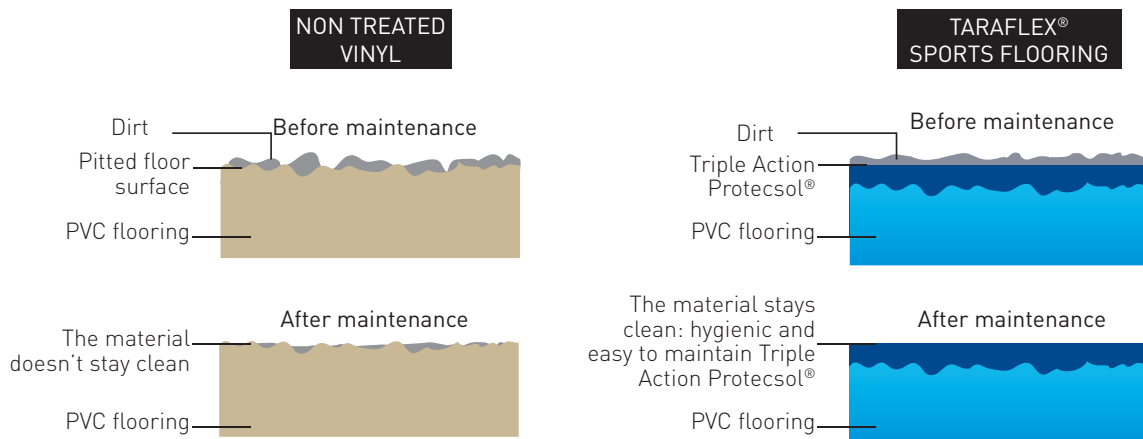
GERFLOR, THE SPORTS FLOORING EXPERT

OPTIMIZE CLEANING, REDUCE OPERATING COSTS

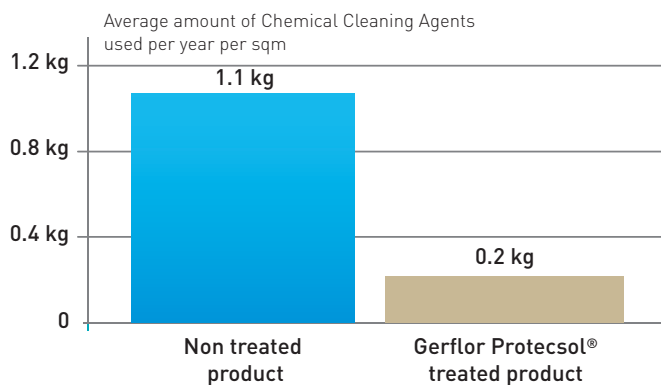
► Triple Action ProtecSol®

A surface treatment with the unique and patented triple action ProtecSol®, offers several benefits:

- ▶ **An 'intelligent' surface treatment**, forming the ideal compromise between slide and grip for sports shoes. The floor provides safe grip and resistance as the athlete accelerates but allows the foot to move freely as they rotate.
- ▶ **A skin-burn free surface**, on which the temperature during a fall is reduced by 25%, thus minimizing the risk of friction burns.
- ▶ **A surface that is cost effective and easy to maintain.**



▶ Low environmental impact

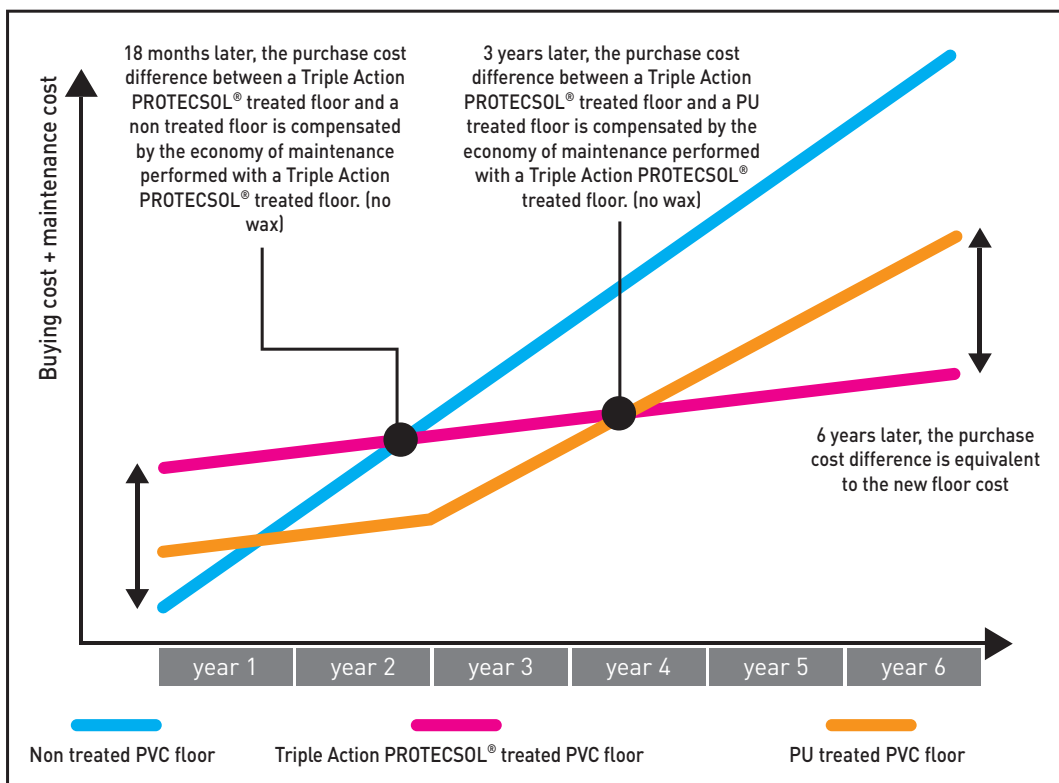


► The combination of Triple Action ProtecSol® and Sanosol® ensures a simplified maintenance

► Sanosol® : perfect hygiene

- The Sanosol® treatment is a bacteriostatic and fungistatic treatment applied in the whole thickness of the product.
- The Sanosol® treatment provides lasting protection for the materials against bacteria and mould.

► Evolution of the global cost depending on surface treatments



method and a reduced cleaning time. Reduced operating costs from 30 to 50%.

STAIN TREATMENT

BEFORE FIRST USE

▶ Paint mark removal

On recent water-based paint marks, clean the stain with alkaline detergent. Use the solvent for the paint if known. If the solvent is not known, start with solvents such as Essence C, White Spirit, etc... before trying stronger solvents. If the stain proves hard to remove, do not persist. Wipe the floor thoroughly after applying the solvent.

▶ On paint drips

The freezing spray produces very good results when paint forms a drip on the material.

▶ On adhesive marks

- **Fresh acrylic adhesive marks** (< 1 month): apply a solution containing water with added stripper, leave to act and clean using mechanical means.
- **Dried acrylic adhesive marks** (> 1 month): use Essence C or White Spirit. Wipe the floor thoroughly after applying the solvent.
- **Solvent adhesive marks:** use strong solvents but do not persist if the adhesive marks are difficult to remove (solvent-resistant cross-linked adhesives).



Rubber leaves indelible stains on vinyl flooring: do not use mats with rubber backing and replace tubular furniture feet with those made of Vinyl or polyamide.

AFTER FIRST USE

▶ Rubber marks - Shoe marks

Use a rubber mark detergent. Apply the detergent and leave to act for 5 minutes. Rub.

▶ Handball player resin

Use a specific detergent for resin marks. Apply the detergent and leave to act for 5 to 10 minutes (cf table p7). Rub and rinse with plenty of water.

▶ Heavy grease (tar) - paint - hair dye - fat from food - ballpoint pen - felt tip pen

Apply a solvent such as Essence C, White Spirit. Rub with undiluted products and rinse with plenty of water.

▶ Ink - permanganate - food stains (vinegar - tomato - mustard - blood)

Apply a mixture of dilute bleach solution + hydrogen peroxide 30 volumes + a few drops of ammonia or spirit vinegar to the stain. Leave to act without rubbing and rinse with plenty of water.

▶ Rust

Apply a rust remover or oxalic acid (use with caution as this is a toxic substance). Rinse with plenty of water.

EQUIPMENT

MANUAL CLEANING



Dusting equipment

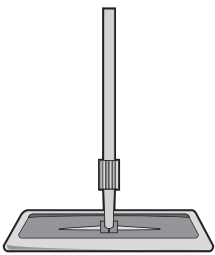
Scissor mop



Damp sweeping equipment

Flexible mop

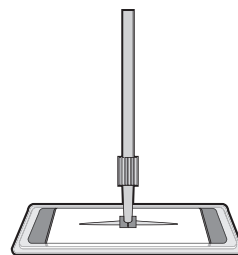
Preferably fitted with a disposable, antistatic and/or pre-impregnated gauze strips. Damp sweeping limits dust in the air.



Washing equipment

Wet mop

Recommended for small surfaces (like fitness, weight rooms)

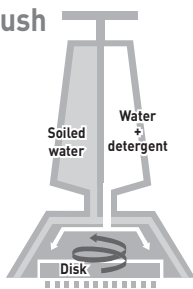


MECHANICAL CLEANING



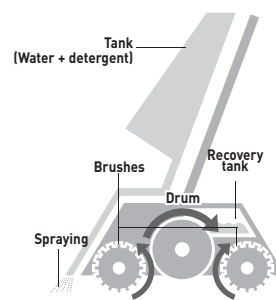
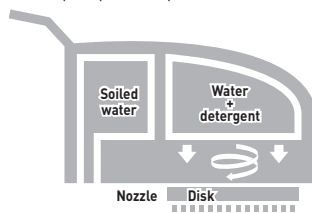
Mechanical cleaning equipment

Single-brush



Auto scrubber







Recommended for average and large surfaces (gymnasium, multipurpose sports hall)















Rotocleaner

Recommended for surface temporary courts

Disks used for mechanical cleaning

OPERATION	RECOMMENDED DISK	
CLEANING BEFORE FIRST USE (250-400 tr/mn)	 Red disk Normal degree of soiling	 Blue disk For very high degrees of soiling
CARE AND CLEANING (250-400 tr/mn)	 Red disk Normal degree of soiling	 Almond disk For added shine
DEEP CLEANING (250-400 tr/mn)	 Red disk Normal degree of soiling	 Almond disk For added shine

MAINTENANCE PROTOCOLS

Cleaning methods	Minimum frequency	Equipment used	Cleaning products	Cleaning methods
First use Mechanical cleaning		  or  if soiled	Neutral detergent or alkaline detergent if soiled	<ul style="list-style-type: none"> • Mechanical cleaning with auto scrubber, rotocleaner or singlebrush machine (with water recovery)
Daily care Manual cleaning	Once daily	 	Neutral detergent	<ul style="list-style-type: none"> • Dry mop • Manual washing
Periodic cleaning Mechanical cleaning in case of manual daily care	Twice a week (once for small halls)	   or  almond	Neutral detergent or alkaline detergent if soiled	<ul style="list-style-type: none"> • Damp sweeping • Mechanical washing
Deep cleaning Mechanical cleaning	Every school holiday (or every 2 months)	  or  almond	Shoe marks detergent	<ul style="list-style-type: none"> • Apply the detergent on shoe marks • Leave to act for 5 minutes • Mechanical cleaning



CLEANING PRODUCTS

FLOOR CLEANING

Companies	DIVERSEY	ECOLAB	KIEHL	LABORATOIRE ROCHEX	SUTTER PROFESSIONAL
Website	www.diversey.fr	www.ecolab.com	www.kiehl-group.com	www.wmprof.com	www.sutterprofessional.fr
Neutral detergent ¹	JONTEC 300 PURECO	BRIAL MAXX	VERIPROP	AR 80	AZZURO
Shoe mark detergent / Rubber mark	SPRINT 200	NEOMAT RENOVANT	DOPOMAT FORTE	DYNATECH TROPHY	MICROSOLV
Resin detergent	TASKI COMBIBEST	NEOMAT BMR	RESINEX	DYNATECH TROPHY	MICROSOLV

1 - Neutral detergent (pH 7): washing action



gerflor.com

ARCHITECTURE
DECORATION
SPORT
TECHNOSPECIFIC

ASIA: Gerflor Asia

Tel: +852 9222 6355 - Fax: +852 3006 1449
e-mail: gerflorasial@gerflor.com

AUSTRALIA/NEW ZEALAND: Gerflor Australasia Pty. Ltd
Australia Tel: 1 800 060 785 - New Zealand Tel: 0 800 630 119
e-mail: gerflor@gerflor.com.au

AUSTRIA/SWITZERLAND: Gerflor GmbH
Tel: +43 (0)72 29/70 800-0 - Fax: +43 (0)72 29/70 800-218
e-mail: austria@gerflor.com - switzerland@gerflor.com

BELGIUM/LUXEMBURG: Gerflor Benelux
Tel: +32 (0)3 766 42 82 - Fax: +32 (0)3 766 29 14
e-mail: gerflorbelgium@gerflor.com

CANADA: Gerflor International
Tel: +1-819-812-7310
e-mail: gerflorcanada@gerflor.com

CHINA: Gerflor floorings (China) Co. Ltd.
Tel: +86 21 6357 8818 - Fax: +86 21 6357 8998
e-mail: gerflorchina@gerflor.com

FINLAND: Gerflor Oy
Tel: +358 (0) 10 6 17 5150 - Fax: +358 (0) 10 617 5152
e-mail: info@gerflor.fi

FRANCE: Gerflor - Service Express:

e-mail: contactfrance@gerflor.com

GERMANY: Gerflor Mipolam GmbH

Tel: 0 22 41-25 30-0

e-mail: GerflorMipolam@Gerflor.com

Kunden-Service: kundenservice@gerflor.com

Tel: 0 22 41-25 30-131 - Fax: 0 22 41-25 30-100

SAT Service und Anwendungstechnik: Technik@Gerflor.com

Tel: 0 22 41-25 30-555 - Fax: 0 22 41-25 30-550

IRELAND: Gerflor Ltd

Tel: +353 (0) 42 966 1431 - Fax: +353 (0) 42 966 1759

e-mail: gerflorirl@gerflor.com

ITALY: Gerflor S.p.A.

Tel: +39 02 90 78 60 12 r.a. - Fax: +39 02 90 42 74 84

e-mail: gerfloritalia@gerflor.com

LATIN AMERICA (Brazil): Gerflor América Latina

Tel: +55 11 38 48 20 20 - Fax: +55 11 38 48 20 23

e-mail: gerflor@gerflor.com.br

MIDDLE EAST: Gerflor Middle East

Tel: +966 3 847 1779 - Fax: +966 3 847 1781

e-mail: gerflorME@gerflor.com

NETHERLANDS: Gerflor BV

Tel: +31 (0)40 266 17 00 - Fax: +31 (0)40 257 46 89

e-mail: gerflorNL@gerflor.com

OTHER COUNTRIES: Gerflor International

Tel: +33 (0)4 74 05 40 00 - Fax: +33 (0)4 74 05 03 13

e-mail: gerflorcontract@gerflor.com

POLAND: Gerflor Polska Sp z o.o

Tel: + 48 61 823 34 01 - Fax: + 48 61 823 34 33

e-mail: info@gerflor.pl

PORTUGAL: Gerflor Iberia, SA

Tel: +351 21 843 95 49 - Fax: +351 21 846 55 44

e-mail: gerflorportugal@gerflor.com

RUSSIA: Gerflor Moscow Office

Tel: + 7 499 783 63 69 / 81 - Fax: + 7 499 783 62 52

e-mail: gerflorrus@mspk.east.ru

SCANDINAVIA: Gerflor Scandinavia a.s.

Tel: + 47 64 95 60 70 - Fax: + 47 64 95 60 80

e-mail: gerflorscand@gerflor.no

SPAIN: Gerflor Iberia, SA

Tel: +34 91 653 50 11 - Fax: +34 91 653 25 85

e-mail: gerfloriberia@gerflor.com

UNITED KINGDOM: Gerflor Ltd


Sample service: Contractuk@gerflor.com

Office Tel: + 44 (0) 1926 622 600 - Fax: + 44 (0) 1926 401 647

USA: Gerflor North America

Tel: 877 GERFLOR (437 3567) - Fax: 847 394 3753

e-mail: info@gerflorusa.com



FIND GERFLOR ON YOUR SMART PHONE

All Gerflor products,
colours in full screen mode, associated documents
and the My Taralay application

To connect, <http://m.gerflor.com>
Or with the help of a "Mobleitag" application,
scan the code 2D or "QR code" here:



Committed to sustainable development

Gerflor
theflooringroup